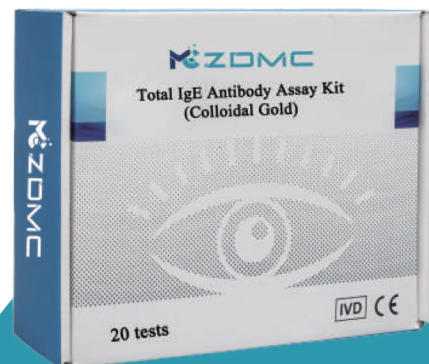


# Total IgE Antibody Assay Kit (Colloidal Gold)

---



# R & D Background



Allergic conjunctivitis (AC) is the inflammation of the conjunctiva (the membrane covering the white part of the eye), induced by allergens and mediated by IgE. According to relevant data, in developed countries, the prevalence of allergic conjunctivitis is estimated to be at least 20%. Like other allergic diseases, the prevalence is on the rise.

The global conjunctivitis market size was estimated at USD 4.55 billion in 2021 and is predicted to surpass around USD 6.31 billion by 2030, expanding impressive CAGR of 3.65% during the estimate period 2022 to 2030.

The global Allergic Conjunctivitis market size is projected to grow from USD 2.50 billion in 2021 to USD 3.60 billion in 2028 at a CAGR of 5.4% in the 2021-2028 period.

## Traditional diagnostic method needs to be updated

※ Slit Lamp Microscope & Comprehensive Symptom and Sign Evaluation

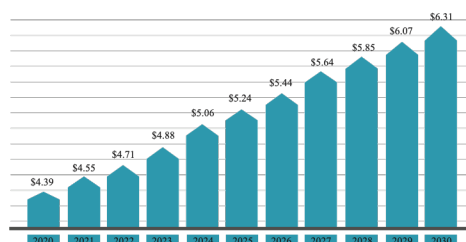
※ Laboratory Aids

Identification of eosinophils in the conjunctiva

Corneal confocal microscopy

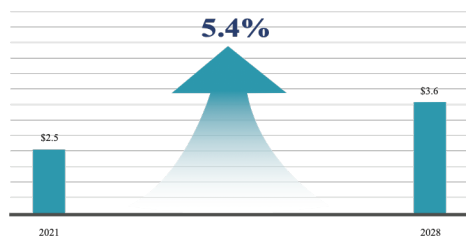
Instillation provocation test

Conjunctivitis market size 2022 to 2030 ( USD Billion)



Data from <https://www.precedenceresearch.com/conjunctivitis-market>

The global market for allergic conjunctivitis is growing( USD Billion)



<https://www.fortunebusinessinsights.com/industry-reports/allergic-conjunctivitis-market-100121>

## About us

Zhide Mingchuang Biotechnology (Wuxi) Co., Ltd. is a company specializing in the development of medical devices, diagnostic reagents and therapeutic drugs for ocular diseases, located in the International Life Science and Technology Park, No. 97-1, Linghu Avenue, Xinwu District, Wuxi City, Jiangsu Province, China. It covers a total area of over 1,820 m<sup>2</sup>, including about 320 m<sup>2</sup> of R&D center and 1,200 m<sup>2</sup> of a GMP workshop. Our R&D center includes 4 labs (Immune, Molecular, Raw materials and Medical Device).

**Our duty: Technology assists the diagnosis of ophthalmic diseases.**

**Our vision: No blind in the world.**

High-level R&D engineers: 20%+

Patent certificates: 20+

R&D products: 30+



# Total IgE Antibody Assay Kit (Colloidal Gold)



Total IgE Antibody Assay Kit is used to detect the total IgE antibody in human ocular surface fluid. This result will assist in the diagnosis of allergic conjunctivitis. An early and accurate diagnosis may prevent serious complications in the future.

## Product Advantages

### Safe and Comfortable:

Non-irritating to eyes. Gentle and Friendly.

No touch conjunctiva or eyelid membrane.

### Fast:

Results in 10-15 minutes

### Accurate:

Sensitivity 96.15%

Specificity 98.87%

### Easy:

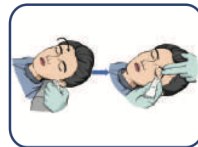
Only 4 Steps



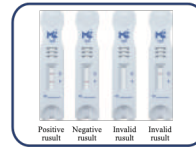
Body position of the subject



Dripping normal saline into the subject's eyes



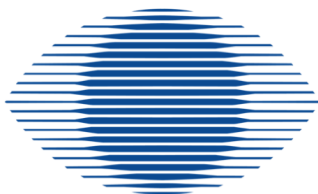
Collection of ocular surface rinsing fluid



Interpretation of test results

## Market Position

Hospitals, Clinics, Pharmacies, Testing and Diagnostic institutions, Scientific Research.



# SIR oftalmica

**DISTRIBUTORE ESCLUSIVO ITALIANO**

Via Napoleona 7 - 22100 COMO - Tel. 031.570869 - info@siroftalmica.com

WWW.SIROFTALMICA.COM



## CONTACT US

---

**ZHIDE MINGCHUANG BIOTECHNOLOGY (WUXI) CO., LTD.**

Tel: +86 510 8562 6606

Email: [sales@bio-zdmc.com](mailto:sales@bio-zdmc.com)

<https://en.bio-zdmc.com/>

Add: Room 201, Block C, Xingye Building, No. 97-1, Linghu Avenue,  
Xinwu District, Wuxi, Jiangsu Province, China