

SQUEEZER MONOUSO GHIANDOLE DI MEIBOMIO

GAUSH Precision pioneered the design of disposable compact medical meibomian glands dredging plate, and has independent intellectual property rights. The unique structure and dynamic design of the product ensures that abnormal oil of meibomian gland can flow out to meibomian gland mouth unidirectional, reducing the difficulty of operation and making clinical use efficient and convenient.

Ergonomic design

Appropriate pad radian and thickness, ultra-smooth surface, appropriate match eyeball radian, so no harm to conjunctiva and cornea
The yellow soft adhesive head is made of soft material, which makes the eyelid stressed evenly and smoothly, and greatly improves the comfort of patients.

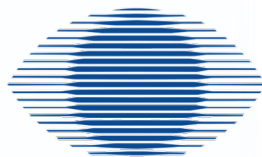


Integrated connecting rod type design

The integrated connecting rod pushing and soft pressing structure enables the operator to easily control the squeezing force and achieve the best squeezing and dredging effect.



Video



SIR oftalmica

DISTRIBUTORE ESCLUSIVO ITALIANO

Via Napoleona 7 - 22100 COMO - Tel. 031.570869 - info@siroftalmica.com

WWW.SIROFTALMICA.COM



Single-use / Medical

Meibomian glands dredging plate

- Safe
- Effective
- Convenient
- Comfortable

For relieving dry eye symptoms caused by rapid evaporation of tears

Introduction:

Meibomian glands dredging is one of the important methods in the treatment of dry eye, which has great influence on the treatment effect. Many types of dry eye treatment combined with meibomian gland dredging plate therapy get cured in a short time. Traditionally, some products for example tin seeds, glass rods and other tools are used to squeeze meibomian glands to achieve the effect of dredging. However, these tools are not designed for dredging meibomian glands, so it is inconvenient to use, patients feel strong pain, and the clinical effect is not good.

GAUSH Precision pioneered the design of disposable compact medical meibomian glands dredging plate, and has independent intellectual property rights. The unique structure and dynamic design of the product ensures that abnormal oil of meibomian gland can flow out to meibomian gland mouth unidirectional, reducing the difficulty of operation and making clinical use efficient and convenient.

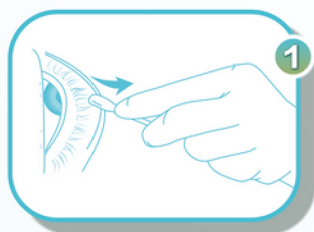
Ergonomic design

Appropriate pad radian and thickness, ultra-smooth surface, appropriate match eyeball radian, so no harm to conjunctiva and cornea
The yellow soft adhesive head is made of soft material, which makes the eyelid stressed evenly and smoothly, and greatly improves the comfort of patients.

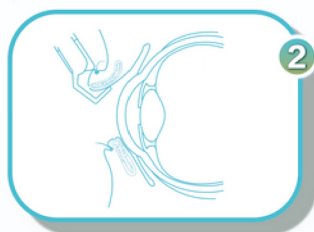


Integrated connecting rod type design

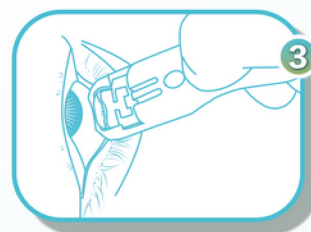
The integrated connecting rod pushing and soft pressing structure enables the operator to easily control the squeezing force and achieve the best squeezing and dredging effect.



Use a tampon to gently lift the eyelids



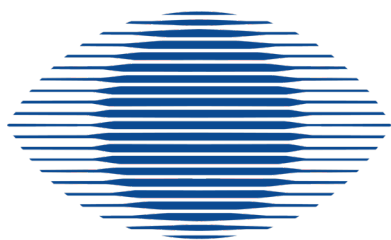
Place the pad of the dredge plate between the eyelid and the eyeball. Make the inner surface of the soft glue head parallel to the eyelid



Push rod down and make sure the soft glue head vertically squeezes the eyelid, then repeat to press and to extrude the meibomian glands secretion



DISTRIBUTORE ITALIANO



SIRoftalmica

SIR Oftalmica Srl

Via Napoleona 7

22100 - COMO

Tel. : 031-570869

info@siroftalmica.com

www.siroftalmica.com

P.IVA : 01814920136

Cell. A. Molteni: 328.1808176